



Target Species

Based on 642,986 complete checklists
























561 species observed in New Mexico, US (region/US-NM) that you need for your **World Life List**

1. House Finch	48.75% frequency
2. Dark-eyed Junco	33.81%
3. Mourning Dove	30.11%
4. American Robin	29.60%
5. Common Raven	28.36%
6. White-winged Dove	27.73%
7. Spotted Towhee	26.52%
8. Northern Flicker	25.51%
9. House Sparrow	22.00%
10. Lesser Goldfinch	21.99%
11. White-crowned Sparrow	21.93%
12. American Crow	19.09%
13. Say's Phoebe	18.85%
14. Eurasian Collared-Dove	17.92%
15. Yellow-rumped Warbler	17.66%
16. White-breasted Nuthatch	17.59%
17. Black-chinned Hummingbird	17.21%
18. Red-winged Blackbird	16.39%

19. Mallard	15.53%
20. Woodhouse's Scrub-Jay	15.48%
21. Turkey Vulture	14.33%
22. Canada Goose	13.76%
23. Red-tailed Hawk	13.52%
24. Chipping Sparrow	13.35%
25. Canyon Towhee	13.04%
26. Western Bluebird	12.88%
27. Rock Pigeon	12.85%
28. Mountain Chickadee	12.64%
29. Pine Siskin	12.52%
30. Barn Swallow	12.37%
31. European Starling	12.36%
32. Ladder-backed Woodpecker	12.14%
33. American Kestrel	12.09%
34. American Coot	11.97%
35. Bewick's Wren	11.32%
36. Bushtit	11.25%
37. Killdeer	10.53%
38. Broad-tailed Hummingbird	10.43%
39. Curve-billed Thrasher	10.41%
40. Ruby-crowned Kinglet	10.39%
41. Western Kingbird	10.16%

42. Great-tailed Grackle	9.60%
43. Black Phoebe	9.46%
44. Cooper's Hawk	9.38%
45. Western Meadowlark	8.89%
46. Song Sparrow	8.85%
47. Northern Mockingbird	8.56%
48. Great Blue Heron	8.39%
49. Gambel's Quail	8.37%
50. Northern Shoveler	8.14%
51. Black-headed Grosbeak	7.87%
52. Sandhill Crane	7.79%
53. Hairy Woodpecker	7.69%
54. Western Wood-Pewee	7.31%
55. Ash-throated Flycatcher	7.24%
56. Greater Roadrunner	7.20%
57. American Wigeon	6.96%
58. Violet-green Swallow	6.90%
59. Juniper Titmouse	6.83%
60. Gadwall	6.78%
61. Western Tanager	6.62%
62. Steller's Jay	6.51%
63. Blue Grosbeak	6.39%
64. Downy Woodpecker	6.17%

65. Northern Harrier	6.16%
66. Townsend's Solitaire	6.12%
67. Green-winged Teal	6.10%
68. Wilson's Warbler	5.95%
69. Pied-billed Grebe	5.81%
70. Wood Duck	5.65%
71. Black-capped Chickadee	5.42%
72. Cliff Swallow	5.35%
73. Pygmy Nuthatch	5.31%
74. Brown-headed Cowbird	5.20%
75. Lark Sparrow	5.02%
76. Yellow Warbler	4.97%
77. Hermit Thrush	4.94%
78. Bullock's Oriole	4.93%
79. Ruddy Duck	4.93%
80. Yellow-breasted Chat	4.78%
81. Swainson's Hawk	4.77%
82. American Goldfinch	4.73%
83. Ring-necked Duck	4.61%
84. Cassin's Kingbird	4.61%
85. Rufous Hummingbird	4.58%
86. Black-throated Sparrow	4.44%
87. Summer Tanager	4.39%

88. Black-billed Magpie	4.21% 
89. Rock Wren	4.16% 
90. House Wren	4.13% 
91. Chihuahuan Raven	4.08% 
92. Ring-billed Gull	4.04% 
93. Northern Rough-winged Swallow	4.01% 
94. Cinnamon Teal	4.00% 
95. Bufflehead	3.99% 
96. Green-tailed Towhee	3.99% 
97. Mountain Bluebird	3.96% 
98. Lincoln's Sparrow	3.89% 
99. Cassin's Finch	3.89% 
100. Plumbeous Vireo	3.84% 
101. Loggerhead Shrike	3.82% 
102. Warbling Vireo	3.82% 
103. Horned Lark	3.77% 
104. Northern Pintail	3.75% 
105. Verdin	3.59% 
106. Common Yellowthroat	3.58% 
107. Red-breasted Nuthatch	3.55% 
108. Belted Kingfisher	3.46% 
109. Acorn Woodpecker	3.45% 
110. Brewer's Blackbird	3.28% 

111. Pyrrhuloxia	3.25%
112. Orange-crowned Warbler	3.24%
113. Spotted Sandpiper	3.23%
114. Snowy Egret	3.19%
115. Scaled Quail	3.11%
116. Brewer's Sparrow	3.10%
117. Canyon Wren	2.95%
118. Blue-winged Teal	2.93%
119. Cactus Wren	2.80%
120. Common Merganser	2.76%
121. MacGillivray's Warbler	2.74%
122. Snow Goose	2.72%
123. Evening Grosbeak	2.70%
124. Pinyon Jay	2.62%
125. Vesper Sparrow	2.61%
126. Lesser Scaup	2.58%
127. Blue-gray Gnatcatcher	2.54%
128. Wild Turkey	2.46%
129. Virginia's Warbler	2.46%
130. Western Flycatcher	2.45%
131. Great Horned Owl	2.44%
132. Sharp-shinned Hawk	2.42%
133. Cedar Waxwing	2.41%

134. Eastern Bluebird	2.41%
135. Bald Eagle	2.26%
136. Redhead	2.22%
137. Marsh Wren	2.18%
138. Lucy's Warbler	2.15%
139. White-throated Swift	2.13%
140. American Pipit	2.12%
141. Yellow-headed Blackbird	2.07%
142. Savannah Sparrow	2.06%
143. Black-crowned Night Heron	2.06%
144. Vermilion Flycatcher	2.05%
145. White-faced Ibis	2.05%
146. Phainopepla	2.04%
147. American Avocet	2.04%
148. Canvasback	2.03%
149. Neotropic Cormorant	2.03%
150. Crissal Thrasher	1.99%
151. Brown Creeper	1.96%
152. Greater Yellowlegs	1.92%
153. Double-crested Cormorant	1.91%
154. Great Egret	1.89%
155. Red-naped Sapsucker	1.83%
156. Least Sandpiper	1.74%

157. Black-necked Stilt	1.72%
158. Ring-necked Pheasant	1.64%
159. Common Nighthawk	1.60%
160. Tree Swallow	1.60%
161. Grace's Warbler	1.57%
162. Gray Flycatcher	1.52%
163. Chihuahuan Meadowlark	1.50%
164. Rufous-crowned Sparrow	1.49%
165. Lazuli Bunting	1.49%
166. Osprey	1.49%
167. White-throated Sparrow	1.46%
168. Cackling Goose	1.45%
169. Red Crossbill	1.43%
170. Mexican Duck	1.42%
171. Cassin's Sparrow	1.40%
172. Western Grebe	1.37%
173. Long-billed Dowitcher	1.36%
174. Western Cattle Egret	1.34%
175. Eared Grebe	1.33%
176. Hooded Merganser	1.32%
177. Olive-sided Flycatcher	1.32%
178. Black-throated Gray Warbler	1.31%
179. Dusky Flycatcher	1.30%

180. Wilson's Phalarope	1.29%
181. Common Grackle	1.28%
182. American White Pelican	1.27%
183. Northern Cardinal	1.26%
184. Wilson's Snipe	1.24%
185. Bank Swallow	1.20%
186. Common Goldeneye	1.19%
187. Lark Bunting	1.17%
188. Clark's Nutcracker	1.17%
189. Green Heron	1.15%
190. Williamson's Sapsucker	1.10%
191. Scott's Oriole	1.09%
192. Calliope Hummingbird	1.08%
193. Sage Thrasher	1.05%
194. Ferruginous Hawk	1.03%
195. Ross's Goose	1.02%
196. Townsend's Warbler	0.9809%
197. Bell's Vireo	0.9490%
198. Golden Eagle	0.9356%
199. Virginia Rail	0.8736%
200. Western Sandpiper	0.8635%
201. Willow Flycatcher	0.8451%
202. Lewis's Woodpecker	0.8445%

203. Peregrine Falcon	0.8425%
204. Gray Catbird	0.8425%
205. Lesser Yellowlegs	0.8031%
206. Sora	0.7891%
207. Bridled Titmouse	0.7838%
208. Prairie Falcon	0.7731%
209. Clay-colored Sparrow	0.7569%
210. Hammond's Flycatcher	0.7563%
211. Hepatic Tanager	0.7493%
212. Band-tailed Pigeon	0.7376%
213. Merlin	0.7233%
214. Baird's Sandpiper	0.7215%
215. Clark's Grebe	0.7044%
216. Common Black Hawk	0.6776%
217. Solitary Sandpiper	0.6761%
218. Blue Jay	0.6664%
219. Mississippi Kite	0.6531%
220. Inca Dove	0.6227%
221. Black-chinned Sparrow	0.5958%
222. Indigo Bunting	0.5820%
223. Sagebrush Sparrow	0.5681%
224. Western Screech-Owl	0.5565%
225. Mexican Jay	0.5471%

226. Franklin's Gull	0.5369%
227. Burrowing Owl	0.5325%
228. Gray Vireo	0.5302%
229. Golden-crowned Kinglet	0.5205%
230. Long-billed Curlew	0.5146%
231. Cassin's Vireo	0.5110%
232. Cave Swallow	0.4736%
233. Swamp Sparrow	0.4583%
234. Common Poorwill	0.4496%
235. Lesser Nighthawk	0.4325%
236. Chestnut-collared Longspur	0.4238%
237. Eastern Phoebe	0.4195%
238. Gray-crowned Rosy-Finch	0.4134%
239. Brown Thrasher	0.4109%
240. Scissor-tailed Flycatcher	0.4098%
241. Hooded Oriole	0.4020%
242. Painted Redstart	0.3997%
243. Black Rosy-Finch	0.3944%
244. Snowy Plover	0.3635%
245. Northern Waterthrush	0.3596%
246. Brown-capped Rosy-Finch	0.3490%
247. Black-tailed Gnatcatcher	0.3467%
248. Painted Bunting	0.3451%

249. Barn Owl	0.3386%
250. Zone-tailed Hawk	0.3291%
251. Red-faced Warbler	0.3261%
252. Bronzed Cowbird	0.3128%
253. California Gull	0.3120%
254. American Dipper	0.3064%
255. Willet	0.2975%
256. Northern Bobwhite	0.2885%
257. Nashville Warbler	0.2851%
258. Yellow-billed Cuckoo	0.2803%
259. Stilt Sandpiper	0.2728%
260. American Three-toed Woodpecker	0.2688%
261. Herring Gull	0.2650%
262. Greater White-fronted Goose	0.2619%
263. Red-breasted Merganser	0.2586%
264. Dickcissel	0.2582%
265. Forster's Tern	0.2482%
266. Gila Woodpecker	0.2448%
267. Hutton's Vireo	0.2439%
268. Purple Martin	0.2432%
269. Orchard Oriole	0.2392%
270. Bonaparte's Gull	0.2369%
271. Black Tern	0.2260%

272. Red-headed Woodpecker	0.2205%
273. Common Loon	0.2199%
274. Swainson's Thrush	0.2196%
275. American Redstart	0.2190%
276. Semipalmated Plover	0.2079%
277. Rose-breasted Grosbeak	0.2072%
278. Canada Jay	0.2058%
279. Eastern Kingbird	0.1988%
280. Bendire's Thrasher	0.1953%
281. Harris's Sparrow	0.1933%
282. Northern Pygmy-Owl	0.1913%
283. Tundra Swan	0.1831%
284. Pectoral Sandpiper	0.1776%
285. Brown-crested Flycatcher	0.1729%
286. Anna's Hummingbird	0.1684%
287. Grasshopper Sparrow	0.1652%
288. Fox Sparrow	0.1627%
289. Marbled Godwit	0.1602%
290. Red-necked Phalarope	0.1582%
291. Semipalmated Sandpiper	0.1554%
292. American Goshawk	0.1490%
293. Winter Wren	0.1453%
294. American Tree Sparrow	0.1426%

295. Horned Grebe	0.1404%
296. Common Gallinule	0.1401%
297. Dusky Grouse	0.1381%
298. Rough-legged Hawk	0.1364%
299. Yellow-bellied Sapsucker	0.1334%
300. Black-and-white Warbler	0.1247%
301. White-tailed Kite	0.1235%
302. Olive Warbler	0.1227%
303. Mexican Whip-poor-will	0.1123%
304. Northern Parula	0.1104%
305. American Bittern	0.1076%
306. Harris's Hawk	0.1070%
307. Thick-billed Longspur	0.1067%
308. Flammulated Owl	0.1054%
309. Lesser Prairie-Chicken	0.1051%
310. Dusky-capped Flycatcher	0.1045%
311. Least Bittern	0.1042%
312. Golden-crowned Sparrow	0.1034%
313. Montezuma Quail	0.1023%
314. Greater Scaup	0.0984%
315. Broad-billed Hummingbird	0.0949%
316. Carolina Wren	0.0947%
317. Gray Hawk	0.0930%

318. Long-eared Owl	0.0922%
319. Hooded Warbler	0.0893%
320. Field Sparrow	0.0887%
321. Least Tern	0.0885%
322. Spotted Owl	0.0865%
323. Broad-winged Hawk	0.0863%
324. Lesser Black-backed Gull	0.0824%
325. Northern Shrike	0.0810%
326. Blue Mockingbird	0.0804%
327. Least Flycatcher	0.0798%
328. Dunlin	0.0795%
329. Upland Sandpiper	0.0778%
330. Rusty Blackbird	0.0764%
331. Pacific Wren	0.0725%
332. Pine Grosbeak	0.0723%
333. Sanderling	0.0717%
334. Long-tailed Duck	0.0694%
335. Abert's Towhee	0.0689%
336. Black-bellied Plover	0.0650%
337. Arizona Woodpecker	0.0638%
338. Rivoli's Hummingbird	0.0631%
339. Northern Saw-whet Owl	0.0630%
340. Lawrence's Goldfinch	0.0593%

341. Chestnut-sided Warbler	0.0589%
342. Elf Owl	0.0575%
343. Sabine's Gull	0.0537%
344. Ovenbird	0.0530%
345. Surf Scoter	0.0518%
346. Brant	0.0515%
347. Trumpeter Swan	0.0515%
348. Barrow's Goldeneye	0.0510%
349. Varied Bunting	0.0509%
350. Greater Pewee	0.0502%
351. Lapland Longspur	0.0477%
352. White-eyed Vireo	0.0470%
353. Sprague's Pipit	0.0468%
354. White-rumped Sandpiper	0.0467%
355. Hermit Warbler	0.0454%
356. Eurasian Wigeon	0.0426%
357. Chimney Swift	0.0418%
358. Red-eyed Vireo	0.0412%
359. Mountain Plover	0.0393%
360. Rufous-backed Robin	0.0376%
361. Common Ground Dove	0.0367%
362. Short-billed Gull	0.0366%
363. Yellow-crowned Night Heron	0.0362%

364. Great Crested Flycatcher	0.0361%
365. Varied Thrush	0.0339%
366. Botteri's Sparrow	0.0338%
367. Tennessee Warbler	0.0338%
368. European Golden-Plover	0.0334%
369. Little Blue Heron	0.0323%
370. Pine Warbler	0.0310%
371. Blackpoll Warbler	0.0308%
372. Black-throated Blue Warbler	0.0308%
373. Iceland Gull	0.0299%
374. Magnolia Warbler	0.0292%
375. Yellow-throated Vireo	0.0288%
376. Whiskered Screech-Owl	0.0269%
377. Caspian Tern	0.0268%
378. Tricolored Heron	0.0266%
379. Palm Warbler	0.0266%
380. Red-shouldered Hawk	0.0264%
381. Tropical Kingbird	0.0261%
382. Ruddy Ground Dove	0.0260%
383. Common Tern	0.0252%
384. Prothonotary Warbler	0.0249%
385. Pacific Loon	0.0247%
386. Whimbrel	0.0243%

387. Northern Beardless-Tyrannulet	0.0238%
388. Blue-headed Vireo	0.0238%
389. Purple Gallinule	0.0233%
390. Baltimore Oriole	0.0233%
391. Brown Pelican	0.0230%
392. Wood Thrush	0.0221%
393. Worm-eating Warbler	0.0221%
394. Black-throated Green Warbler	0.0218%
395. Great Kiskadee	0.0216%
396. Whooping Crane	0.0215%
397. Ruby-throated Hummingbird	0.0212%
398. Black Swift	0.0210%
399. White-winged Scoter	0.0207%
400. American Golden-Plover	0.0207%
401. Baird's Sparrow	0.0205%
402. Bay-breasted Warbler	0.0204%
403. Short-billed Dowitcher	0.0201%
404. Lucifer Hummingbird	0.0191%
405. Rufous-necked Wood-Rail	0.0190%
406. Kentucky Warbler	0.0187%
407. Red Phalarope	0.0185%
408. Glossy Ibis	0.0183%
409. Red-bellied Woodpecker	0.0174%

410. Reddish Egret	0.0171%
411. Red-necked Grebe	0.0163%
412. Glaucous Gull	0.0163%
413. Nutting's Flycatcher	0.0160%
414. Yellow-eyed Junco	0.0160%
415. Violet-crowned Hummingbird	0.0157%
416. American Woodcock	0.0155%
417. Thick-billed Kingbird	0.0155%
418. Bobolink	0.0155%
419. Hudsonian Godwit	0.0154%
420. Red-throated Loon	0.0154%
421. Eastern Towhee	0.0151%
422. Golden-winged Warbler	0.0151%
423. Yellow-footed Gull	0.0145%
424. Yellow-throated Warbler	0.0142%
425. Louisiana Waterthrush	0.0127%
426. Philadelphia Vireo	0.0126%
427. Blue-winged Warbler	0.0121%
428. Buff-breasted Sandpiper	0.0118%
429. Short-eared Owl	0.0118%
430. Costa's Hummingbird	0.0117%
431. Rufous-winged Sparrow	0.0115%
432. Bohemian Waxwing	0.0112%

433. Veery	0.0110%
434. Blackburnian Warbler	0.0110%
435. Common Crane	0.0109%
436. Aplomado Falcon	0.0109%
437. Groove-billed Ani	0.0106%
438. Laughing Gull	0.0101%
439. Scarlet Tanager	0.0098%
440. Fulvous Whistling-Duck	0.0096%
441. Yellow-billed Loon	0.0096%
442. Crested Caracara	0.0095%
443. Cape May Warbler	0.0089%
444. White-winged Crossbill	0.0087%
445. Canada Warbler	0.0086%
446. Ruddy Turnstone	0.0082%
447. Buff-breasted Flycatcher	0.0082%
448. Boreal Owl	0.0081%
449. Couch's Kingbird	0.0081%
450. Black-legged Kittiwake	0.0079%
451. Tropical Parula	0.0078%
452. White Ibis	0.0076%
453. Black-bellied Whistling-Duck	0.0075%
454. Purple Finch	0.0068%
455. Common Redpoll	0.0067%

456. Eastern Wood-Pewee	0.0064%
457. Black-capped Gnatcatcher	0.0062%
458. Black Scoter	0.0061%
459. Yellow-bellied Flycatcher	0.0061%
460. Roseate Spoonbill	0.0059%
461. Streak-backed Oriole	0.0059%
462. White-tailed Ptarmigan	0.0056%
463. Arctic Tern	0.0051%
464. Long-tailed Jaeger	0.0050%
465. White-eared Hummingbird	0.0048%
466. Sulphur-bellied Flycatcher	0.0048%
467. Vaux's Swift	0.0045%
468. Sedge Wren	0.0042%
469. Piratic Flycatcher	0.0040%
470. Mexican Chickadee	0.0040%
471. Blue-footed Booby	0.0039%
472. Elegant Trogon	0.0037%
473. Snow Bunting	0.0037%
474. Swainson's Warbler	0.0037%
475. Least Grebe	0.0036%
476. Yellow Grosbeak	0.0036%
477. Parasitic Jaeger	0.0034%
478. Swallow-tailed Kite	0.0034%

479. Prairie Warbler	0.0033%
480. Eared Quetzal	0.0031%
481. Red-breasted Sapsucker	0.0031%
482. Yellow-green Vireo	0.0031%
483. LeConte's Sparrow	0.0031%
484. Nelson's Sparrow	0.0031%
485. Mourning Warbler	0.0031%
486. Red Knot	0.0030%
487. Golden-fronted Woodpecker	0.0030%
488. Black-capped Vireo	0.0028%
489. Purple Sandpiper	0.0025%
490. Black-crested Titmouse	0.0022%
491. Northern Wheatear	0.0022%
492. Western Gull	0.0020%
493. Glaucous-winged Gull	0.0020%
494. Anhinga	0.0020%
495. Ruff	0.0019%
496. Connecticut Warbler	0.0017%
497. Blue-throated Mountain-gem	0.0016%
498. Piping Plover	0.0016%
499. Little Gull	0.0014%
500. Cerulean Warbler	0.0014%
501. Long-billed Thrasher	0.0012%

502. Fan-tailed Warbler	0.0012%
503. Black-billed Cuckoo	0.0011%
504. Black Rail	0.0009%
505. Pomarine Jaeger	0.0009%
506. Black Vulture	0.0009%
507. Clapper Rail	0.0008%
508. Eastern Screech-Owl	0.0008%
509. Gray-cheeked Thrush	0.0008%
510. Golden-crowned Warbler	0.0008%
511. Allen's Hummingbird	0.0006%
512. Sungrebe	0.0006%
513. Acadian Flycatcher	0.0006%
514. Black Turnstone	0.0005%
515. Black-tailed Gull	0.0005%
516. Elegant Tern	0.0005%
517. California Condor	0.0005%
518. Orange-billed Nightingale-Thrush	0.0005%
519. Rufous-capped Warbler	0.0005%
520. Chuck-will's-widow	0.0003%
521. King Rail	0.0003%
522. Wandering Tattler	0.0003%
523. Sharp-tailed Sandpiper	0.0003%
524. Curlew Sandpiper	0.0003%

525. Heermann's Gull	0.0003%
526. Green Kingfisher	0.0003%
527. Buff-collared Nightjar	0.0002%
528. Eastern Whip-poor-will	0.0002%
529. Cinnamon Hummingbird	0.0002%
530. Black Skimmer	0.0002%
531. Gull-billed Tern	0.0002%
532. Royal Tern	0.0002%
533. Magnificent Frigatebird	0.0002%
534. White-tailed Hawk	0.0002%
535. Barred Owl	0.0002%
536. Henslow's Sparrow	0.0002%
537. Garganey	0.0000%
538. Harlequin Duck	0.0000%
539. Gunnison Sage-Grouse	0.0000%
540. Sharp-tailed Grouse	0.0000%
541. Mexican Violetear	0.0000%
542. Berylline Hummingbird	0.0000%
543. Yellow Rail	0.0000%
544. Little Stint	0.0000%
545. Long-billed Murrelet	0.0000%
546. Ancient Murrelet	0.0000%
547. Sooty Tern	0.0000%

548. Least Storm-Petrel	0.0000%
549. Wood Stork	0.0000%
550. Brown Booby	0.0000%
551. Short-tailed Hawk	0.0000%
552. Clay-colored Thrush	0.0000%
553. White Wagtail	0.0000%
554. Smith's Longspur	0.0000%
555. Worthen's Sparrow	0.0000%
556. Golden-cheeked Warbler	0.0000%
557. Slate-throated Redstart	0.0000%
EXOTIC: PROVISIONAL	
558. Monk Parakeet	0.0131% frequency
559. Thick-billed Parrot	0.0012%
560. Egyptian Goose	0.0009%
561. Barnacle Goose	0.0006%
EXOTIC: ESCAPEE	
Muscovy Duck	0.0919% frequency
Swan Goose	0.0650%
Mute Swan	0.0423%
Graylag Goose	0.0285%
Mandarin Duck	0.0073%
Indian Peafowl	0.0042%

Budgerigar	0.0039%
Chukar	0.0031%
Helmeted Guineafowl	0.0022%
African Collared-Dove	0.0016%
White-fronted Parrot	0.0009%
Lilac-crowned Parrot	0.0006%
Rosy-faced Lovebird	0.0005%
Ruddy Shelduck	0.0003%
Golden Pheasant	0.0003%
Military Macaw	0.0003%
Bar-headed Goose	0.0002%
Cockatiel	0.0002%
Alexandrine Parakeet	0.0002%
Green Jay	0.0002%
Northern Red Bishop	0.0002%
Tricolored Munia	0.0002%
Red Junglefowl	0.0000%
Fischer's Lovebird	0.0000%
Scarlet Macaw	0.0000%
Black-throated Magpie-Jay	0.0000%
Zebra Finch	0.0000%

HYBRIDS

Mallard x Mexican Duck (hybrid)	0.7855% frequency
--	--------------------------

Black-capped x Mountain Chickadee (hybrid)	0.0505%
Lazuli x Indigo Bunting (hybrid)	0.0142%
Snow x Ross's Goose (hybrid)	0.0073%
Scaled x Gambel's Quail (hybrid)	0.0048%
Northern Cardinal x Pyrrhuloxia (hybrid)	0.0039%
Townsend's x Hermit Warbler (hybrid)	0.0028%
Eurasian x American Wigeon (hybrid)	0.0026%
Red-naped x Red-breasted Sapsucker (hybrid)	0.0025%
Western x Clark's Grebe (hybrid)	0.0023%
Bullock's x Baltimore Oriole (hybrid)	0.0023%
Greater White-fronted x Canada Goose (hybrid)	0.0022%
Blue-winged x Cinnamon Teal (hybrid)	0.0020%
Greater White-fronted x Cackling Goose (hybrid)	0.0019%
Mallard x Northern Pintail (hybrid)	0.0019%
Dark-eyed x Yellow-eyed Junco (hybrid)	0.0019%
Glossy x White-faced Ibis (hybrid)	0.0017%
Cinnamon Teal x Northern Shoveler (hybrid)	0.0016%
Graylag x Swan Goose (hybrid)	0.0012%
Ross's x Cackling Goose (hybrid)	0.0012%
Snow x Canada Goose (hybrid)	0.0009%
Spotted x Eastern Towhee (hybrid)	0.0008%
Yellow-bellied x Red-naped Sapsucker (hybrid)	0.0006%

Black x Eastern Phoebe (hybrid)	0.0006%
Snow x Cackling Goose (hybrid)	0.0005%
Gadwall x Northern Pintail (hybrid)	0.0005%
MacGillivray's x Mourning Warbler (hybrid)	0.0005%
Rose-breasted x Black-headed Grosbeak (hybrid)	0.0005%
Domestic goose sp. x Canada Goose (hybrid)	0.0003%
Blue-winged Teal x Northern Shoveler (hybrid)	0.0003%
American Wigeon x Mallard (hybrid)	0.0003%
Redhead x Ring-necked Duck (hybrid)	0.0003%
Ring-necked Duck x scaup sp. (hybrid)	0.0003%
Herring x Glaucous-winged Gull (hybrid)	0.0003%
White-crowned x Golden-crowned Sparrow (hybrid)	0.0003%
Brewster's Warbler (hybrid)	0.0003%
Snow x Greater White-fronted Goose (hybrid)	0.0002%
Graylag x Canada Goose (hybrid)	0.0002%
Gadwall x American Wigeon (hybrid)	0.0002%
Gadwall x Mallard (hybrid)	0.0002%
Ring-necked Duck x Lesser Scaup (hybrid)	0.0002%
Redhead x scaup sp. (hybrid)	0.0002%
Bufflehead x Common Goldeneye (hybrid)	0.0002%
Bufflehead x Hooded Merganser (hybrid)	0.0002%
Calliope x Rufous Hummingbird (hybrid)	0.0002%

White-crowned x Harris's Sparrow (hybrid)	0.0002%
Green-tailed x Spotted Towhee (hybrid)	0.0002%
Western x Eastern Meadowlark (hybrid)	0.0002%
Golden-winged x Blue-winged Warbler (hybrid)	0.0002%
Yellow x Black-throated Blue Warbler (hybrid)	0.0002%
Western x Flame-colored Tanager (hybrid)	0.0002%
Golden-fronted x Red-bellied Woodpecker (hybrid)	0.0000%
Lawrence's Warbler (hybrid)	0.0000%