



Target Species

Based on 77,828 complete checklists
























475 species observed in New Mexico, US (region/US-NM) in May that you need for your **World Life List**

1. House Finch	51.52% frequency
2. Mourning Dove	45.01%
3. Black-chinned Hummingbird	37.77%
4. Spotted Towhee	31.45%
5. American Robin	31.30%
6. White-winged Dove	30.95%
7. Common Raven	28.71%
8. Western Kingbird	27.78%
9. Black-headed Grosbeak	27.22%
10. House Sparrow	25.97%
11. Turkey Vulture	25.08%
12. Barn Swallow	24.28%
13. Yellow-rumped Warbler	23.40%
14. Ash-throated Flycatcher	22.69%
15. Say's Phoebe	22.11%
16. Western Tanager	22.09%
17. Northern Mockingbird	22.03%

18. Eurasian Collared-Dove	21.99%
19. Red-winged Blackbird	20.76%
20. Lesser Goldfinch	20.57%
21. Chipping Sparrow	20.51%
22. Broad-tailed Hummingbird	19.84%
23. Bullock's Oriole	18.76%
24. Western Wood-Pewee	18.68%
25. Brown-headed Cowbird	16.82%
26. Violet-green Swallow	16.74%
27. Pine Siskin	16.62%
28. Great-tailed Grackle	15.77%
29. Yellow Warbler	15.56%
30. White-breasted Nuthatch	15.34%
31. European Starling	15.25%
32. White-crowned Sparrow	15.15%
33. Mallard	14.77%
34. Northern Flicker	13.41%
35. Cliff Swallow	13.15%
36. Yellow-breasted Chat	13.15%
37. Wilson's Warbler	13.05%
38. Bewick's Wren	12.93%
39. Killdeer	12.70%
40. Bushtit	12.40%

41. Canyon Towhee	11.96%
42. Ladder-backed Woodpecker	11.86%
43. American Crow	11.68%
44. Woodhouse's Scrub-Jay	11.66%
45. Blue Grosbeak	11.59%
46. Cassin's Kingbird	11.48%
47. Summer Tanager	11.48%
48. Western Bluebird	11.22%
49. Canada Goose	11.15%
50. Warbling Vireo	10.83%
51. Gambel's Quail	10.58%
52. Lark Sparrow	10.56%
53. Plumbeous Vireo	10.52%
54. Black Phoebe	10.38%
55. Rock Pigeon	10.32%
56. Curve-billed Thrasher	10.17%
57. Western Meadowlark	10.09%
58. Northern Rough-winged Swallow	9.97%
59. Common Yellowthroat	9.47%
60. American Kestrel	9.39%
61. Mountain Chickadee	9.10%
62. American Coot	9.05%
63. MacGillivray's Warbler	9.05%

64. Hairy Woodpecker	8.68%
65. Spotted Sandpiper	8.49%
66. Swainson's Hawk	8.43%
67. Cooper's Hawk	8.10%
68. House Wren	8.02%
69. Red-tailed Hawk	7.67%
70. Hermit Thrush	7.63%
71. Green-tailed Towhee	7.35%
72. Dark-eyed Junco	6.90%
73. Greater Roadrunner	6.38%
74. Virginia's Warbler	6.36%
75. Snowy Egret	5.99%
76. Blue-winged Teal	5.91%
77. Black-throated Sparrow	5.90%
78. Juniper Titmouse	5.79%
79. Scaled Quail	5.76%
80. Blue-gray Gnatcatcher	5.67%
81. Orange-crowned Warbler	5.64%
82. Steller's Jay	5.47%
83. Rock Wren	5.40%
84. Lucy's Warbler	5.39%
85. Ruby-crowned Kinglet	5.36%
86. Great Blue Heron	5.21%

87. Pygmy Nuthatch	5.10% 
88. Downy Woodpecker	4.93% 
89. Dusky Flycatcher	4.89% 
90. Cinnamon Teal	4.85% 
91. Northern Shoveler	4.78% 
92. Black-billed Magpie	4.76% 
93. Grace's Warbler	4.75% 
94. Acorn Woodpecker	4.71% 
95. Ruddy Duck	4.63% 
96. Wood Duck	4.60% 
97. Chihuahuan Raven	4.51% 
98. Evening Grosbeak	4.50% 
99. Gadwall	4.46% 
100. American Goldfinch	4.34% 
101. White-throated Swift	4.29% 
102. Olive-sided Flycatcher	4.28% 
103. Gray Flycatcher	4.09% 
104. Black-capped Chickadee	4.02% 
105. Canyon Wren	4.00% 
106. Cedar Waxwing	3.99% 
107. Wild Turkey	3.97% 
108. American Avocet	3.83% 
109. White-faced Ibis	3.78% 

110. Lazuli Bunting	3.78%
111. Vermilion Flycatcher	3.76%
112. Brewer's Blackbird	3.65%
113. Western Flycatcher	3.64%
114. Black-necked Stilt	3.60%
115. Wilson's Phalarope	3.60%
116. Common Grackle	3.48%
117. Black-crowned Night Heron	3.33%
118. Scott's Oriole	3.32%
119. Black-throated Gray Warbler	3.29%
120. Green-winged Teal	3.26%
121. Horned Lark	3.26%
122. Song Sparrow	3.23%
123. Great Horned Owl	3.17%
124. Pied-billed Grebe	3.12%
125. Bank Swallow	3.10%
126. Brewer's Sparrow	3.07%
127. Mountain Bluebird	3.05%
128. Cactus Wren	2.97%
129. Verdin	2.92%
130. Neotropic Cormorant	2.85%
131. Cassin's Finch	2.82%
132. Lincoln's Sparrow	2.70%

133. Great Egret	2.70%
134. Willow Flycatcher	2.69%
135. Pinyon Jay	2.68%
136. Cassin's Sparrow	2.63%
137. Ring-necked Pheasant	2.60%
138. Red-breasted Nuthatch	2.53%
139. Bell's Vireo	2.42%
140. American Wigeon	2.42%
141. Phainopepla	2.41%
142. Common Nighthawk	2.39%
143. Western Cattle Egret	2.34%
144. Green Heron	2.33%
145. Chihuahuan Meadowlark	2.26%
146. Tree Swallow	2.19%
147. Yellow-headed Blackbird	2.10%
148. Double-crested Cormorant	2.05%
149. Loggerhead Shrike	2.02%
150. Hepatic Tanager	1.99%
151. Ring-billed Gull	1.92%
152. Northern Cardinal	1.91%
153. Pyrrhuloxia	1.87%
154. Rufous-crowned Sparrow	1.86%
155. Hammond's Flycatcher	1.80%

156. Mexican Duck	1.79%
157. Long-billed Dowitcher	1.78%
158. Northern Waterthrush	1.77%
159. Vesper Sparrow	1.76%
160. Eastern Bluebird	1.73%
161. Indigo Bunting	1.71%
162. Mississippi Kite	1.57%
163. Gray Catbird	1.55%
164. Eared Grebe	1.51%
165. Red Crossbill	1.47%
166. Townsend's Solitaire	1.46%
167. Gray Vireo	1.45%
168. Osprey	1.43%
169. Rose-breasted Grosbeak	1.41%
170. Bronzed Cowbird	1.35%
171. Lesser Nighthawk	1.33%
172. Crissal Thrasher	1.33%
173. Redhead	1.28%
174. Belted Kingfisher	1.25%
175. Northern Harrier	1.25%
176. Least Sandpiper	1.23%
177. Lark Bunting	1.20%
178. Western Grebe	1.18%

179. Common Black Hawk	1.18%
180. Black-chinned Sparrow	1.16%
181. Swainson's Thrush	1.14%
182. Common Poorwill	1.14%
183. Lewis's Woodpecker	1.11%
184. Franklin's Gull	1.10%
185. Scissor-tailed Flycatcher	1.07%
186. Band-tailed Pigeon	1.06%
187. Red-faced Warbler	1.05%
188. Ring-necked Duck	1.03%
189. Red-naped Sapsucker	1.02%
190. Sharp-shinned Hawk	1.00%
191. Virginia Rail	0.9919%
192. Hooded Oriole	0.9739%
193. Clark's Grebe	0.9405%
194. Brown Creeper	0.9200%
195. Painted Bunting	0.8891%
196. Snow Goose	0.8763%
197. Orchard Oriole	0.8724%
198. Red-headed Woodpecker	0.8583%
199. Cave Swallow	0.8506%
200. Lesser Scaup	0.8403%
201. Snowy Plover	0.8300%

202. Peregrine Falcon	0.8210%
203. Bridled Titmouse	0.8056%
204. American Redstart	0.8056%
205. Blue Jay	0.7992%
206. Burrowing Owl	0.7966%
207. Cassin's Vireo	0.7915%
208. Western Sandpiper	0.7851%
209. Northern Bobwhite	0.7735%
210. Long-billed Curlew	0.7529%
211. Clark's Nutcracker	0.7504%
212. Painted Redstart	0.7337%
213. American White Pelican	0.7285%
214. Greater Yellowlegs	0.7234%
215. Willet	0.7170%
216. Lesser Yellowlegs	0.6900%
217. Townsend's Warbler	0.6566%
218. Zone-tailed Hawk	0.6553%
219. Northern Pintail	0.6527%
220. Bufflehead	0.6527%
221. Mexican Jay	0.6476%
222. Common Merganser	0.6450%
223. Inca Dove	0.5821%
224. Purple Martin	0.5692%

225. Savannah Sparrow	0.5666%
226. Forster's Tern	0.5653%
227. Sora	0.5538%
228. Golden Eagle	0.5538%
229. Clay-colored Sparrow	0.5525%
230. Western Screech-Owl	0.5499%
231. Nashville Warbler	0.5191%
232. Baird's Sandpiper	0.5165%
233. American Pipit	0.5139%
234. Stilt Sandpiper	0.5062%
235. Brown-crested Flycatcher	0.4895%
236. Barn Owl	0.4664%
237. Williamson's Sapsucker	0.4381%
238. Solitary Sandpiper	0.4369%
239. Bendire's Thrasher	0.4047%
240. Northern Parula	0.3906%
241. Mexican Whip-poor-will	0.3880%
242. Marsh Wren	0.3842%
243. White-throated Sparrow	0.3829%
244. Semipalmated Plover	0.3765%
245. Black-and-white Warbler	0.3713%
246. Black Tern	0.3649%
247. Eastern Kingbird	0.3546%

248. Hooded Warbler	0.3546%
249. Least Tern	0.3533%
250. Flammulated Owl	0.3508%
251. Gila Woodpecker	0.3495%
252. Eastern Phoebe	0.3431%
253. Red-necked Phalarope	0.3392%
254. Hutton's Vireo	0.3379%
255. Canvasback	0.3302%
256. Yellow-billed Cuckoo	0.3148%
257. Brown Thrasher	0.2994%
258. Dusky-capped Flycatcher	0.2788%
259. Prairie Falcon	0.2775%
260. Marbled Godwit	0.2698%
261. White-rumped Sandpiper	0.2660%
262. Olive Warbler	0.2570%
263. Black-tailed Gnatcatcher	0.2518%
264. Semipalmated Sandpiper	0.2493%
265. Bald Eagle	0.2416%
266. Chestnut-sided Warbler	0.2403%
267. Ovenbird	0.2313%
268. Northern Pygmy-Owl	0.2287%
269. Grasshopper Sparrow	0.2287%
270. Golden-crowned Kinglet	0.2261%

271. American Dipper	0.2133%
272. Ferruginous Hawk	0.2107%
273. Sage Thrasher	0.2081%
274. Gray Hawk	0.1979%
275. Spotted Owl	0.1940%
276. Common Gallinule	0.1927%
277. Elf Owl	0.1927%
278. Black-bellied Plover	0.1824%
279. Broad-winged Hawk	0.1799%
280. Wilson's Snipe	0.1747%
281. Chimney Swift	0.1696%
282. Least Bittern	0.1696%
283. American Three-toed Woodpecker	0.1657%
284. Varied Bunting	0.1657%
285. Bonaparte's Gull	0.1645%
286. Montezuma Quail	0.1568%
287. California Gull	0.1529%
288. Tennessee Warbler	0.1503%
289. Carolina Wren	0.1362%
290. Sagebrush Sparrow	0.1336%
291. Yellow-throated Vireo	0.1311%
292. Sanderling	0.1272%
293. Red-eyed Vireo	0.1272%

294. Whimbrel	0.1221%
295. Greater Pewee	0.1208%
296. Worm-eating Warbler	0.1182%
297. White-eyed Vireo	0.1169%
298. Little Blue Heron	0.1118%
299. Broad-billed Hummingbird	0.1105%
300. Magnolia Warbler	0.1105%
301. Lesser Prairie-Chicken	0.1054%
302. Common Loon	0.1015%
303. American Goshawk	0.1002%
304. Dusky Grouse	0.0989%
305. Ross's Goose	0.0976%
306. Arizona Woodpecker	0.0964%
307. Long-eared Owl	0.0912%
308. Abert's Towhee	0.0899%
309. Swamp Sparrow	0.0835%
310. Least Flycatcher	0.0809%
311. Dickcissel	0.0809%
312. Bobolink	0.0784%
313. Kentucky Warbler	0.0771%
314. Northern Saw-whet Owl	0.0745%
315. Golden-winged Warbler	0.0745%
316. American Bittern	0.0720%

317. Harris's Hawk	0.0720%
318. Rivoli's Hummingbird	0.0707%
319. Hudsonian Godwit	0.0681%
320. Pectoral Sandpiper	0.0655%
321. Bay-breasted Warbler	0.0642%
322. Palm Warbler	0.0630%
323. Greater White-fronted Goose	0.0617%
324. Blackpoll Warbler	0.0604%
325. Canada Jay	0.0591%
326. Blue-winged Warbler	0.0591%
327. Wood Thrush	0.0578%
328. Groove-billed Ani	0.0553%
329. Glossy Ibis	0.0553%
330. Sandhill Crane	0.0540%
331. Common Ground Dove	0.0514%
332. Caspian Tern	0.0514%
333. Harris's Sparrow	0.0488%
334. Tropical Parula	0.0463%
335. Black-throated Blue Warbler	0.0463%
336. Hooded Merganser	0.0437%
337. Purple Gallinule	0.0437%
338. Northern Beardless-Tyrannulet	0.0437%
339. Prothonotary Warbler	0.0437%

340. Hermit Warbler	0.0437%
341. Black-bellied Whistling-Duck	0.0424%
342. Buff-breasted Flycatcher	0.0424%
343. Scarlet Tanager	0.0424%
344. American Golden-Plover	0.0411%
345. Baltimore Oriole	0.0411%
346. Yellow-crowned Night Heron	0.0398%
347. Whiskered Screech-Owl	0.0398%
348. Yellow-eyed Junco	0.0398%
349. Mountain Plover	0.0360%
350. White-tailed Kite	0.0334%
351. Field Sparrow	0.0334%
352. Tricolored Heron	0.0321%
353. Red-breasted Merganser	0.0308%
354. Botteri's Sparrow	0.0295%
355. Swainson's Warbler	0.0295%
356. Yellow-throated Warbler	0.0295%
357. Lucifer Hummingbird	0.0270%
358. Black-throated Green Warbler	0.0270%
359. Blackburnian Warbler	0.0257%
360. Thick-billed Kingbird	0.0244%
361. Canada Warbler	0.0244%
362. Common Goldeneye	0.0218%

363. Laughing Gull	0.0218%
364. Pine Grosbeak	0.0218%
365. Herring Gull	0.0206%
366. Greater Scaup	0.0193%
367. Mourning Warbler	0.0193%
368. Dunlin	0.0180%
369. Rufous Hummingbird	0.0167%
370. Ruddy Turnstone	0.0167%
371. Merlin	0.0154%
372. Mexican Chickadee	0.0154%
373. Cackling Goose	0.0141%
374. Eurasian Wigeon	0.0141%
375. Costa's Hummingbird	0.0141%
376. Ruff	0.0141%
377. White Ibis	0.0141%
378. Black-capped Vireo	0.0141%
379. Anna's Hummingbird	0.0128%
380. Reddish Egret	0.0128%
381. Fulvous Whistling-Duck	0.0116%
382. Long-tailed Duck	0.0116%
383. Red-necked Grebe	0.0116%
384. Cerulean Warbler	0.0116%
385. Horned Grebe	0.0103%

386. Calliope Hummingbird	0.0103%
387. Eastern Wood-Pewee	0.0103%
388. Great Kiskadee	0.0103%
389. Philadelphia Vireo	0.0103%
390. Veery	0.0103%
391. Prairie Warbler	0.0103%
392. Fan-tailed Warbler	0.0103%
393. Western Gull	0.0090%
394. Common Tern	0.0090%
395. Sulphur-bellied Flycatcher	0.0090%
396. Rufous-winged Sparrow	0.0090%
397. Golden-crowned Sparrow	0.0090%
398. Eastern Towhee	0.0090%
399. Common Crane	0.0077%
400. Red-bellied Woodpecker	0.0077%
401. Ruby-throated Hummingbird	0.0064%
402. Clapper Rail	0.0064%
403. Black Rail	0.0064%
404. Pacific Loon	0.0064%
405. Great Crested Flycatcher	0.0064%
406. Gray-cheeked Thrush	0.0064%
407. Rufous-backed Robin	0.0064%
408. Fox Sparrow	0.0064%

409. Golden-crowned Warbler	0.0064%
410. Violet-crowned Hummingbird	0.0051%
411. Brown Pelican	0.0051%
412. Tundra Swan	0.0038%
413. Piping Plover	0.0038%
414. Short-billed Dowitcher	0.0038%
415. Red Phalarope	0.0038%
416. Black Turnstone	0.0038%
417. Arctic Tern	0.0038%
418. Elegant Trogon	0.0038%
419. Tropical Kingbird	0.0038%
420. Blue-headed Vireo	0.0038%
421. Black-capped Gnatcatcher	0.0038%
422. Louisiana Waterthrush	0.0038%
423. Black Swift	0.0026%
424. Vaux's Swift	0.0026%
425. Curlew Sandpiper	0.0026%
426. Lesser Black-backed Gull	0.0026%
427. Elegant Tern	0.0026%
428. Swallow-tailed Kite	0.0026%
429. Yellow-bellied Sapsucker	0.0026%
430. Sprague's Pipit	0.0026%
431. Black Rosy-Finch	0.0026%

432. Baird's Sparrow	0.0026%
433. Cape May Warbler	0.0026%
434. Surf Scoter	0.0013%
435. Black-billed Cuckoo	0.0013%
436. Sharp-tailed Sandpiper	0.0013%
437. Long-tailed Jaeger	0.0013%
438. Iceland Gull	0.0013%
439. Black Skimmer	0.0013%
440. Royal Tern	0.0013%
441. Red-throated Loon	0.0013%
442. Red-shouldered Hawk	0.0013%
443. Eastern Screech-Owl	0.0013%
444. Golden-fronted Woodpecker	0.0013%
445. Aplomado Falcon	0.0013%
446. Couch's Kingbird	0.0013%
447. Pacific Wren	0.0013%
448. Varied Thrush	0.0013%
449. Brown-capped Rosy-Finch	0.0013%
450. Streak-backed Oriole	0.0013%
451. Pine Warbler	0.0013%
452. White-tailed Ptarmigan	0.0000%
453. Buff-collared Nightjar	0.0000%
454. Blue-throated Mountain-gem	0.0000%

455. Berylline Hummingbird	0.0000%
456. Red Knot	0.0000%
457. Buff-breasted Sandpiper	0.0000%
458. Little Stint	0.0000%
459. Pomarine Jaeger	0.0000%
460. Black-legged Kittiwake	0.0000%
461. Brown Booby	0.0000%
462. Barred Owl	0.0000%
463. Short-eared Owl	0.0000%
464. Green Kingfisher	0.0000%
465. Crested Caracara	0.0000%
466. Acadian Flycatcher	0.0000%
467. Long-billed Thrasher	0.0000%
468. Lawrence's Goldfinch	0.0000%
469. Chestnut-collared Longspur	0.0000%
470. Smith's Longspur	0.0000%
471. LeConte's Sparrow	0.0000%
472. Yellow Grosbeak	0.0000%
EXOTIC: PROVISIONAL	
473. Thick-billed Parrot	0.0064% frequency
474. Monk Parakeet	0.0038%
475. Egyptian Goose	0.0013%

EXOTIC: ESCAPEE

Muscovy Duck	0.0848% frequency
Swan Goose	0.0437%
Mute Swan	0.0283%
Graylag Goose	0.0154%
Helmeted Guineafowl	0.0026%
African Collared-Dove	0.0026%
Lilac-crowned Parrot	0.0026%
Bar-headed Goose	0.0013%
Mandarin Duck	0.0013%
Indian Peafowl	0.0013%
Budgerigar	0.0000%
Rosy-faced Lovebird	0.0000%

HYBRIDS

Mallard x Mexican Duck (hybrid)	0.5923% frequency
Black-capped x Mountain Chickadee (hybrid)	0.0475%
Lazuli x Indigo Bunting (hybrid)	0.0437%
Bullock's x Baltimore Oriole (hybrid)	0.0154%
Glossy x White-faced Ibis (hybrid)	0.0090%
Western x Clark's Grebe (hybrid)	0.0038%
Snow x Ross's Goose (hybrid)	0.0026%
Scaled x Gambel's Quail (hybrid)	0.0026%
Black x Eastern Phoebe (hybrid)	0.0026%

Graylag x Swan Goose (hybrid)	0.0013%
Yellow-bellied x Red-naped Sapsucker (hybrid)	0.0013%
Dark-eyed x Yellow-eyed Junco (hybrid)	0.0013%
Golden-winged x Blue-winged Warbler (hybrid)	0.0013%
Western x Flame-colored Tanager (hybrid)	0.0013%
Lawrence's Warbler (hybrid)	0.0000%