



Target Species

Based on 68,290 complete checklists
























439 species observed in New Mexico, US (region/US-NM) in Apr that you need for your **World Life List**

1. House Finch	53.33% frequency
2. Mourning Dove	38.26%
3. White-winged Dove	34.04%
4. American Robin	31.96%
5. White-crowned Sparrow	30.85%
6. Spotted Towhee	29.90%
7. Yellow-rumped Warbler	29.01%
8. Common Raven	28.69%
9. Say's Phoebe	28.67%
10. Turkey Vulture	25.40%
11. House Sparrow	25.27%
12. Red-winged Blackbird	22.00%
13. Eurasian Collared-Dove	21.05%
14. Dark-eyed Junco	20.46%
15. Black-chinned Hummingbird	20.30%
16. Chipping Sparrow	19.19%
17. Lesser Goldfinch	18.82%

18. Mallard	18.68%
19. Barn Swallow	18.45%
20. Northern Flicker	16.29%
21. Canada Goose	16.13%
22. White-breasted Nuthatch	15.40%
23. American Crow	15.15%
24. Bewick's Wren	14.94%
25. Pine Siskin	14.82%
26. European Starling	14.58%
27. Great-tailed Grackle	14.39%
28. Killdeer	14.21%
29. American Coot	13.92%
30. Woodhouse's Scrub-Jay	13.52%
31. American Kestrel	13.50%
32. Bushtit	13.39%
33. Canyon Towhee	13.30%
34. Black Phoebe	13.26%
35. Western Kingbird	13.25%
36. Ladder-backed Woodpecker	13.04%
37. Rock Pigeon	12.41%
38. Ruby-crowned Kinglet	12.25%
39. Broad-tailed Hummingbird	12.20%
40. Western Bluebird	11.85%

41. Curve-billed Thrasher	11.49%
42. Cooper's Hawk	11.44%
43. Gambel's Quail	11.00%
44. Western Meadowlark	10.87%
45. Northern Shoveler	10.70%
46. Cinnamon Teal	10.68%
47. Violet-green Swallow	10.24%
48. Swainson's Hawk	10.24%
49. Red-tailed Hawk	9.71%
50. Northern Rough-winged Swallow	9.65%
51. Northern Mockingbird	9.58%
52. Mountain Chickadee	9.56%
53. Gadwall	9.37%
54. Ash-throated Flycatcher	8.21%
55. Cliff Swallow	7.96%
56. Hairy Woodpecker	7.85%
57. Blue-winged Teal	7.80%
58. Ruddy Duck	7.55%
59. Great Blue Heron	7.48%
60. Juniper Titmouse	7.48%
61. Green-winged Teal	7.40%
62. Greater Roadrunner	7.34%
63. Lucy's Warbler	7.33%

64. Downy Woodpecker	6.75%
65. Wilson's Warbler	6.72%
66. Wood Duck	6.60%
67. Pied-billed Grebe	6.59%
68. Cassin's Finch	6.57%
69. Song Sparrow	6.39%
70. American Wigeon	6.39%
71. Snowy Egret	5.85%
72. Townsend's Solitaire	5.77%
73. Black-throated Sparrow	5.73%
74. White-faced Ibis	5.65%
75. Black-necked Stilt	5.39%
76. Rock Wren	5.28%
77. Pygmy Nuthatch	5.24%
78. Steller's Jay	5.21%
79. Yellow Warbler	5.19%
80. Vermilion Flycatcher	5.01%
81. American Avocet	4.97%
82. Chihuahuan Raven	4.90%
83. American Goldfinch	4.90%
84. Black-capped Chickadee	4.84%
85. Brewer's Sparrow	4.79%
86. Northern Harrier	4.76%

87. Bufflehead	4.63% 
88. Tree Swallow	4.61% 
89. Brown-headed Cowbird	4.51% 
90. Great Egret	4.43% 
91. Wild Turkey	4.43% 
92. Ring-necked Duck	4.40% 
93. Blue-gray Gnatcatcher	4.39% 
94. Neotropic Cormorant	4.36% 
95. Vesper Sparrow	4.35% 
96. Brewer's Blackbird	4.31% 
97. Green-tailed Towhee	4.23% 
98. Bullock's Oriole	4.22% 
99. Orange-crowned Warbler	4.11% 
100. Scaled Quail	4.10% 
101. Ring-billed Gull	4.10% 
102. Lincoln's Sparrow	4.09% 
103. Evening Grosbeak	4.02% 
104. Cassin's Kingbird	3.93% 
105. Hermit Thrush	3.91% 
106. Lark Sparrow	3.91% 
107. Summer Tanager	3.83% 
108. Osprey	3.78% 
109. Belted Kingfisher	3.74% 

110. Verdin	3.72%
111. Acorn Woodpecker	3.67%
112. Black-billed Magpie	3.49%
113. White-throated Swift	3.47%
114. Cactus Wren	3.45%
115. Great Horned Owl	3.44%
116. Gray Flycatcher	3.41%
117. Canyon Wren	3.38%
118. Mountain Bluebird	3.33%
119. Lesser Scaup	3.32%
120. Pyrrhuloxia	3.29%
121. Least Sandpiper	3.19%
122. Loggerhead Shrike	3.08%
123. Black-headed Grosbeak	3.06%
124. Long-billed Dowitcher	2.97%
125. Plumbeous Vireo	2.94%
126. Horned Lark	2.86%
127. Bank Swallow	2.86%
128. Yellow-headed Blackbird	2.81%
129. Greater Yellowlegs	2.80%
130. Double-crested Cormorant	2.78%
131. Virginia's Warbler	2.77%
132. Ring-necked Pheasant	2.77%

133. Franklin's Gull	2.74%
134. Western Cattle Egret	2.71%
135. Common Yellowthroat	2.70%
136. Wilson's Phalarope	2.70%
137. Marsh Wren	2.69%
138. Spotted Sandpiper	2.68%
139. Black-crowned Night Heron	2.67%
140. Cedar Waxwing	2.64%
141. House Wren	2.61%
142. Red-breasted Nuthatch	2.58%
143. Eastern Bluebird	2.48%
144. Grace's Warbler	2.40%
145. Mexican Duck	2.40%
146. Black-throated Gray Warbler	2.38%
147. American Pipit	2.32%
148. Eared Grebe	2.23%
149. Common Grackle	2.23%
150. Pinyon Jay	2.21%
151. Savannah Sparrow	2.21%
152. Redhead	2.15%
153. Sharp-shinned Hawk	2.12%
154. Lesser Yellowlegs	2.06%
155. Snow Goose	1.95%

156. Western Sandpiper	1.92%
157. White-throated Sparrow	1.85%
158. Chihuahuan Meadowlark	1.85%
159. Bell's Vireo	1.83%
160. Northern Cardinal	1.77%
161. Scott's Oriole	1.76%
162. Red-naped Sapsucker	1.75%
163. Crissal Thrasher	1.73%
164. Northern Pintail	1.72%
165. Common Black Hawk	1.67%
166. Phainopepla	1.62%
167. Rufous-crowned Sparrow	1.56%
168. Lark Bunting	1.48%
169. Common Merganser	1.47%
170. Wilson's Snipe	1.43%
171. Western Tanager	1.37%
172. Long-billed Curlew	1.36%
173. Peregrine Falcon	1.33%
174. Willet	1.29%
175. American White Pelican	1.29%
176. Western Grebe	1.29%
177. Yellow-breasted Chat	1.27%
178. Cassin's Sparrow	1.22%

179. Virginia Rail	1.14%
180. Solitary Sandpiper	1.12%
181. Brown Creeper	1.07%
182. Dusky Flycatcher	1.06%
183. Green Heron	1.03%
184. Red Crossbill	1.01%
185. Clark's Grebe	0.9797%
186. Bridled Titmouse	0.9357%
187. Painted Redstart	0.9269%
188. Canvasback	0.9108%
189. Hooded Oriole	0.8449%
190. Inca Dove	0.8347%
191. Black-chinned Sparrow	0.8303%
192. Sage Thrasher	0.8215%
193. Western Wood-Pewee	0.8010%
194. Sora	0.7878%
195. Lazuli Bunting	0.7746%
196. Cave Swallow	0.7732%
197. Burrowing Owl	0.7688%
198. Snowy Plover	0.7600%
199. Marbled Godwit	0.7292%
200. Cassin's Vireo	0.7205%
201. Zone-tailed Hawk	0.6648%

202. Golden Eagle	0.6516%
203. Mexican Jay	0.6326%
204. Lewis's Woodpecker	0.6267%
205. Baird's Sandpiper	0.6033%
206. MacGillivray's Warbler	0.5565%
207. Common Poorwill	0.5360%
208. Blue Jay	0.5345%
209. Scissor-tailed Flycatcher	0.5272%
210. Warbling Vireo	0.5242%
211. Clark's Nutcracker	0.5081%
212. Band-tailed Pigeon	0.4788%
213. Prairie Falcon	0.4774%
214. Bonaparte's Gull	0.4657%
215. Semipalmated Plover	0.4613%
216. Lesser Prairie-Chicken	0.4583%
217. Eastern Phoebe	0.4554%
218. Red-faced Warbler	0.4510%
219. Western Screech-Owl	0.4437%
220. Lesser Nighthawk	0.4085%
221. Merlin	0.4085%
222. Ross's Goose	0.4056%
223. Ferruginous Hawk	0.3983%
224. Swamp Sparrow	0.3968%

225. Barn Owl	0.3910%
226. Townsend's Warbler	0.3866%
227. Williamson's Sapsucker	0.3822%
228. Northern Bobwhite	0.3793%
229. Sandhill Crane	0.3749%
230. Nashville Warbler	0.3646%
231. Forster's Tern	0.3602%
232. Brown Thrasher	0.3588%
233. Semipalmated Sandpiper	0.3412%
234. Hooded Merganser	0.3368%
235. Hammond's Flycatcher	0.3339%
236. Gila Woodpecker	0.3251%
237. Bendire's Thrasher	0.3148%
238. Broad-winged Hawk	0.3104%
239. Hutton's Vireo	0.3104%
240. Olive-sided Flycatcher	0.3046%
241. Clay-colored Sparrow	0.2973%
242. Black-tailed Gnatcatcher	0.2680%
243. Bronzed Cowbird	0.2680%
244. Common Goldeneye	0.2665%
245. Golden-crowned Kinglet	0.2548%
246. American Bittern	0.2489%
247. Indigo Bunting	0.2489%

248. Northern Parula	0.2475%
249. California Gull	0.2358%
250. Bald Eagle	0.2358%
251. Gray Vireo	0.2358%
252. Harris's Sparrow	0.2299%
253. Carolina Wren	0.2153%
254. Gray Hawk	0.2109%
255. Northern Pygmy-Owl	0.1977%
256. Olive Warbler	0.1977%
257. Greater White-fronted Goose	0.1962%
258. Gray Catbird	0.1904%
259. Hepatic Tanager	0.1845%
260. Black-and-white Warbler	0.1830%
261. Stilt Sandpiper	0.1787%
262. Red-breasted Merganser	0.1757%
263. Dusky-capped Flycatcher	0.1567%
264. Common Gallinule	0.1538%
265. Orchard Oriole	0.1508%
266. Sagebrush Sparrow	0.1479%
267. Elf Owl	0.1420%
268. Dusky Grouse	0.1376%
269. Golden-crowned Sparrow	0.1362%
270. Rose-breasted Grosbeak	0.1347%

271. Grasshopper Sparrow	0.1318%
272. Long-eared Owl	0.1303%
273. American Goshawk	0.1259%
274. Field Sparrow	0.1259%
275. Spotted Owl	0.1230%
276. Purple Martin	0.1201%
277. Hooded Warbler	0.1172%
278. Cackling Goose	0.1142%
279. Pectoral Sandpiper	0.1142%
280. American Dipper	0.1113%
281. Horned Grebe	0.1098%
282. Brown-crested Flycatcher	0.1098%
283. American Three-toed Woodpecker	0.1084%
284. Blue Grosbeak	0.1069%
285. Broad-billed Hummingbird	0.1054%
286. Common Loon	0.1025%
287. Glossy Ibis	0.0996%
288. Northern Waterthrush	0.0996%
289. Red-necked Phalarope	0.0966%
290. Harris's Hawk	0.0966%
291. American Golden-Plover	0.0922%
292. Dunlin	0.0922%
293. Montezuma Quail	0.0879%

294. Herring Gull	0.0879%
295. Palm Warbler	0.0849%
296. Abert's Towhee	0.0805%
297. Caspian Tern	0.0747%
298. Arizona Woodpecker	0.0747%
299. Greater Scaup	0.0732%
300. Little Blue Heron	0.0732%
301. Black Rosy-Finch	0.0732%
302. Greater Pewee	0.0674%
303. Swainson's Thrush	0.0674%
304. Long-tailed Duck	0.0644%
305. Black-bellied Plover	0.0644%
306. Painted Bunting	0.0644%
307. Hudsonian Godwit	0.0615%
308. American Redstart	0.0600%
309. Brown-capped Rosy-Finch	0.0586%
310. Northern Saw-whet Owl	0.0571%
311. Rufous Hummingbird	0.0556%
312. Whimbrel	0.0556%
313. Kentucky Warbler	0.0527%
314. Rivoli's Hummingbird	0.0498%
315. Least Tern	0.0469%
316. Least Bittern	0.0454%

317. Mississippi Kite	0.0454%
318. Red-headed Woodpecker	0.0454%
319. Western Flycatcher	0.0454%
320. Mexican Whip-poor-will	0.0439%
321. Yellow-throated Vireo	0.0439%
322. Black-throated Green Warbler	0.0439%
323. White-tailed Kite	0.0425%
324. Flammulated Owl	0.0425%
325. Louisiana Waterthrush	0.0425%
326. Lucifer Hummingbird	0.0410%
327. Sanderling	0.0410%
328. Tennessee Warbler	0.0410%
329. Yellow-throated Warbler	0.0410%
330. Eastern Kingbird	0.0366%
331. Gray-crowned Rosy-Finch	0.0366%
332. Baltimore Oriole	0.0366%
333. Hermit Warbler	0.0366%
334. Costa's Hummingbird	0.0351%
335. Canada Jay	0.0351%
336. Common Nighthawk	0.0337%
337. Yellow-bellied Sapsucker	0.0337%
338. Whiskered Screech-Owl	0.0322%
339. Northern Beardless-Tyrannulet	0.0322%

340. Fox Sparrow	0.0322%
341. Varied Bunting	0.0322%
342. Chestnut-collared Longspur	0.0308%
343. Red-bellied Woodpecker	0.0293%
344. Willow Flycatcher	0.0293%
345. Anna's Hummingbird	0.0278%
346. Mountain Plover	0.0278%
347. Chimney Swift	0.0264%
348. Crested Caracara	0.0264%
349. Winter Wren	0.0264%
350. Worm-eating Warbler	0.0264%
351. Lawrence's Goldfinch	0.0249%
352. Golden-winged Warbler	0.0249%
353. Surf Scoter	0.0234%
354. Rusty Blackbird	0.0234%
355. White-winged Scoter	0.0220%
356. Lesser Black-backed Gull	0.0220%
357. Common Ground Dove	0.0205%
358. Northern Wheatear	0.0205%
359. Brown Pelican	0.0190%
360. Tricolored Heron	0.0190%
361. White-eyed Vireo	0.0190%
362. Wood Thrush	0.0176%

363. Pine Grosbeak	0.0176%
364. Pacific Wren	0.0161%
365. Rufous-backed Robin	0.0161%
366. Calliope Hummingbird	0.0146%
367. Yellow-eyed Junco	0.0132%
368. Pine Warbler	0.0132%
369. Rough-legged Hawk	0.0117%
370. Sedge Wren	0.0117%
371. Eastern Towhee	0.0117%
372. Dickcissel	0.0117%
373. Eurasian Wigeon	0.0103%
374. Yellow-billed Cuckoo	0.0103%
375. Laughing Gull	0.0103%
376. Thick-billed Longspur	0.0103%
377. Streak-backed Oriole	0.0103%
378. Prothonotary Warbler	0.0103%
379. Ruddy Ground Dove	0.0088%
380. Blackpoll Warbler	0.0088%
381. Yellow-crowned Night Heron	0.0073%
382. Short-eared Owl	0.0073%
383. Ovenbird	0.0073%
384. Tundra Swan	0.0059%
385. Western Gull	0.0059%

386. Aplomado Falcon	0.0059%
387. Red-eyed Vireo	0.0059%
388. Varied Thrush	0.0059%
389. Lapland Longspur	0.0059%
390. Baird's Sparrow	0.0059%
391. Cape May Warbler	0.0059%
392. Red-throated Loon	0.0044%
393. Pacific Loon	0.0044%
394. California Condor	0.0044%
395. Thick-billed Kingbird	0.0044%
396. Mexican Chickadee	0.0044%
397. Long-billed Thrasher	0.0044%
398. Sprague's Pipit	0.0044%
399. Black Scoter	0.0029%
400. Red-necked Grebe	0.0029%
401. Vaux's Swift	0.0029%
402. King Rail	0.0029%
403. Piping Plover	0.0029%
404. Reddish Egret	0.0029%
405. White Ibis	0.0029%
406. Boreal Owl	0.0029%
407. Elegant Trogon	0.0029%
408. Bohemian Waxwing	0.0029%

409. Chestnut-sided Warbler	0.0029%
410. Blue-throated Mountain-gem	0.0015%
411. Ruby-throated Hummingbird	0.0015%
412. Ruff	0.0015%
413. Glaucous Gull	0.0015%
414. Anhinga	0.0015%
415. Black Vulture	0.0015%
416. Least Flycatcher	0.0015%
417. Great Kiskadee	0.0015%
418. Blue-headed Vireo	0.0015%
419. Rufous-winged Sparrow	0.0015%
420. Bay-breasted Warbler	0.0015%
421. Black-bellied Whistling-Duck	0.0000%
422. Fulvous Whistling-Duck	0.0000%
423. Ruddy Turnstone	0.0000%
424. Red Knot	0.0000%
425. Little Gull	0.0000%
426. Sabine's Gull	0.0000%
427. Heermann's Gull	0.0000%
428. Short-billed Gull	0.0000%
429. Glaucous-winged Gull	0.0000%
430. Red-shouldered Hawk	0.0000%
431. White Wagtail	0.0000%

432. Henslow's Sparrow	0.0000%
433. Blue-winged Warbler	0.0000%
434. Cerulean Warbler	0.0000%
435. Magnolia Warbler	0.0000%
436. Slate-throated Redstart	0.0000%
437. Yellow Grosbeak	0.0000%
EXOTIC: PROVISIONAL	
438. Monk Parakeet	0.0059% frequency
439. Egyptian Goose	0.0015%
EXOTIC: ESCAPEE	
Muscovy Duck	0.1069% frequency
Swan Goose	0.0893%
Mute Swan	0.0454%
Graylag Goose	0.0220%
Indian Peafowl	0.0059%
Chukar	0.0059%
African Collared-Dove	0.0044%
Golden Pheasant	0.0029%
Ruddy Shelduck	0.0015%
Mandarin Duck	0.0015%
Helmeted Guineafowl	0.0015%
Cockatiel	0.0015%

Green Jay	0.0015%
Black-throated Magpie-Jay	0.0000%
Trumpeter Swan	0.0000%

HYBRIDS

Mallard x Mexican Duck (hybrid)	1.17% frequency
Snow x Ross's Goose (hybrid)	0.0351%
Black-capped x Mountain Chickadee (hybrid)	0.0337%
Blue-winged x Cinnamon Teal (hybrid)	0.0132%
Cinnamon Teal x Northern Shoveler (hybrid)	0.0132%
Glossy x White-faced Ibis (hybrid)	0.0059%
Scaled x Gambel's Quail (hybrid)	0.0044%
Lazuli x Indigo Bunting (hybrid)	0.0044%
Townsend's x Hermit Warbler (hybrid)	0.0029%
Northern Cardinal x Pyrrhuloxia (hybrid)	0.0029%
Blue-winged Teal x Northern Shoveler (hybrid)	0.0015%
Bufflehead x Hooded Merganser (hybrid)	0.0015%
Western x Clark's Grebe (hybrid)	0.0015%
Black x Eastern Phoebe (hybrid)	0.0015%
Western x Eastern Meadowlark (hybrid)	0.0015%
Golden-fronted x Red-bellied Woodpecker (hybrid)	0.0000%